









# SCARP 29 PRIME































-  Carbonframe Monocoque F&R  
Press-Fit, FD Directmount, Ext: 142TA
-  FOX Float CTD BV - for Remote
-  FOX 32 Float 29 FIT CTD RR 100 15-T
-  Shimano Deore XT Ice-tec hydr. Disc
-  Shimano XTR M986 shadow plus,DM
-  Shimano Deore XT 42-32-24
-  DT Swiss M1700 Spline 29" tubel. ready
-  12 kg

## 30-G XTR / XT Disc

-  INTEGRATED POSTMOUNT
-  CARBON 3D DROPOUT
-  12ER THRUAXLE REAR
-  15ER THRUAXLE FRONT
-  PRESSFIT BB
-  TAPERED STEERER
-  DOWNSWING DIRECTMOUNT
-  DIRECTMOUNT REAR
-  CARBON ROCKER TECH
-  FRAMEGUARD TECH
-  PRO DAMPING SYSTEM 2
-  INTERNAL CABLEROUTING
-  REMOTE FORK LOCKOUT
-  REMOTE DAMPER LOCKOUT

29<sup>ER</sup>



- FRAME / FORK**
-  carbon UD/white (red+white)
-  17"-19"-21"
-  43-48-53
-  Scarp 29 Carbon M:1396
-  Carbonframe Monocoque F&R
-  4-linkage, System KTM PDS-2
-  Carbon Rocker, Cable integrated
-  Headtube 1.1/8 > 1.15 for tapered
-  Press-Fit, FD Directmount, Ext: 142TA
-  FOX Float CTD BV - for Remote
-  Sp: Air spring LV (Large-Volume)
-  Boost Valve, w 3 ProPedals positions
-  FOX 32 Float 29 FIT CTD RR 100 15-T
-  Sp: air spring, D: FIT
-  100mm, 15QR, tapered, double-RemoteLever
- HEADSET / STEM / BAR**
-  Ritchey Pro Logic Zero Drop-In
-  Ritchey WCS C-260° wet-black
-  Ritchey WCS 2X flat 720
-  KTM VLG864-1AD3 Neopren
- HYDRAULIC / DISC / BRAKES**
-  Shimano RT81 180 ice-tec
-  Shimano RT81 180 ice-tec
-  Shimano Deore XT
-  Shimano Deore XT Ice-tec hydr. Disc
- SHIFTING-COMPONENTS**
-  Shimano Deore XT-3
-  Shimano Deore XT-10
-  Shimano XTR M986 shadow plus,DM
-  Shimano Deore XT
- DRIVETRAIN**
-  Shimano Deore XT 42-32-24
-  Shimano Hollowtech II, PressFit
-  Shimano Deore XT-10 11-36
-  Shimano HG94-10
-  Shimano M520
- WHEELSET / TIRES**
-  DT Swiss M1700 Spline 29" tubel. ready
-  Spline-Hub - 100/15TA CL
-  Spline-Hub - 142/12TA CL
-  DT Swiss IRWS Standard 142-M12x1.75
-  Schwalbe Rocket Ron 2.25 (57-622) folding
- SADDLE / SEATPOST**
-  fi'zi:k Tundra 2 manganese
-  Ritchey WCS Link 350/30,9 wet-black